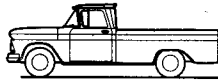
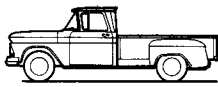


SERIES C20

GVW Ratings up to 7500 lb
 Payload Ratings up to:
 3550 lb—Pickups
 3400 lb—Stakes
 3950 lb—Chassis-Cabs
 Wheelbase: 127"

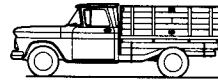


Pickups

C2504
 Inside—Body L: 98"
 Body W: 59"
 Body H: 17½"
C2534
 Inside—Body L: 98"
 Body W: 72" (50" at wheelhouses)
 Body H: 19"

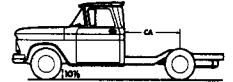
Stakes

C2509
 Inside—Body L: 98"
 Body W: 73"
 Body H: 28"



Chassis-Cabs

C2503 (CA-54")



See page 66 for chassis equipment required for GVW ratings of 5500 lb, 6000 lb, 6700 lb or 7500 lb. See page 68 for payload ratings.

STANDARD EQUIPMENT

Air Cleaner: Oil-wetted; polyurethane element
Axle, Front: Independent suspension; capacity 3000 lb
Axle, Rear: Hypoid; ratio 4.57; capacity 5200 lb
Battery: 12-volt, 53 amp-hr
Bodies (Length):
 Pickups—8-ft Stepside or Fleetside Stake—8-ft
Brakes, Service: Hydraulic, 11" x 2¾" front and rear. Effective area: drum 385 sq in; lining 239 sq in
Brakes, Parking: Rear wheels
Clutch: Dia 10"; area 100 sq in
Cooling: Capacity 11 qt; 1¼" radiator core
Direction Signals: Front and rear
Engine: 230 Six, 140 gross hp; 220 gross torque
Frame: 39,000-lb-test steel; section modulus 3.71
Fuel Tank: Capacity 19 gallons
Generator: 37 amp Delcotron
Oil Filter: Full-flow; 1-qt
Shock Absorbers: Front and rear
Springs, Front: Coil; capacity 1250 lb each at ground
Springs, Rear: Coil; capacity 2000 lb each at ground
Tires: Four tubeless, 7-17.5/6PR front and single rear
Tools: Jack; wheel-wrench
Transmission: 3-speed synchromesh; steering column shift
Wheels: Five, 17.5" x 8.25"
Windshield Wipers: Electric; single-speed

1963 MODELS WITH STANDARD EQUIPMENT

Model	List Price	Factory D&H	Mir's Sgt'd Dlr D&H	Mir's Sgt'd Retail *	Dest'n Charge	Total
C2504	\$1992.00	\$161.00	\$40.00	\$2193.00		
C2534	2007.00	162.00	40.00	2209.00		
C2509	2077.00	167.00	40.00	2284.00		
C2503	1887.00	152.00	40.00	2079.00		

* Does not include state and local taxes, license fees, options or accessories.

OPTIONAL TUBELESS TIRES—Factory Installed Highway Regular

See Truck Data Book for other factory installed tires.

Tubeless Tires		Rim Width	Option No.		List Price	Factory D&H	Mir's Sgt'd Retail ♦
Front	Single Rear		Front	Rear			
7-17.5/6PR	7-17.5/6PR	5.25"	Std	Std	N.C.	N.C.	N.C.
7-17.5/6PR	8-17.5/6PR	5.25"	Std	R83	\$ 16.00	\$ 1.65	\$ 17.65
7-17.5/6PR	8-17.5/8PR	5.25"	Std	R86	32.00	3.05	35.05
8-17.5/6PR	8-17.5/6PR	5.25"	R83	R83	32.00	3.30	35.30
8-17.5/6PR	8-17.5/8PR	5.25"	R83	R86	48.00	4.70	52.70
8-17.5/8PR	8-17.5/8PR	5.25"	R86	R86	64.00	6.10	70.10
8-19.5/6PR	8-19.5/6PR	5.25"	R94	R94	61.00	8.05	69.05
8-19.5/6PR	8-19.5/8PR	5.25"	R94	R96	82.00	9.25	91.25
8-19.5/8PR	8-19.5/8PR	5.25"	R96	R96	103.00	10.45	113.45
Front	Dual Rear (Tube-type)						
6.50-16/6PR	6.50-16/6PR		R63	R63	171.00	13.25	184.25

♦ State and local taxes not included.

SERIES C20 POPULAR OPTIONAL EQUIPMENT♦

Description	Opt No.	List Price	Factory D&H	Mir's Sgt'd Retail Delvr'd ♦
Air Cleaner: Oil bath; 2 pt				
With 230 engine	K48	\$ 6.00	\$.50	\$ 6.50
With 292 engine	K48	2.00	.20	2.20
Axle, No-SPIN Rear: Ratio 4.57	G96	125.00	9.50	134.50
Battery: HD; 12-volt, 70 amp-hr	T60	7.00	.55	7.55
Brakes, Vacuum Power	I70	42.00	3.20	45.20
Bumper, Painted: Rear (Pickups)	V38	20.00	1.55	21.55
Carrier, Spare Wheel: Side mounted				
Fleetside Pickups	P13	13.00	1.00	14.00
Stepside Pickups	P13	14.00	1.10	15.10
Stepside with custom chrome option	P13	15.00	1.15	16.15
Clutch: HD; dia 11" (230 engine)	M01	5.00	.40	5.40
Custom Appearance Option: Incl bright metal grille; chromed windshield molding; steering wheel with horn ring; chrome-trimmed control knobs; 2-tone door panels and dispatch box door; cab trim plates	Z61	48.00	3.65	51.65
Custom Chrome Option: Includes 4 chromed hub caps				
Front bumper	V37	20.00	1.55	21.55
Front & rear bumpers (Pickups only)	V37	50.00	3.80	53.80
Custom Comfort Option: Incl left armrest; right sunshade; right door lock; cigar lighter; special insulation; full-depth foam seat	Z62	51.00	3.90	54.90
Custom Side Molding: Fleetside Pickups	B98	30.00	2.30	32.30
Engine: 292 Six (With 11" clutch)	L25	90.00	6.85	96.85
283 V8 (With 11" clutch)	L32	110.00	8.40	118.40
Gauges: Ammeter, oil press and temp.	Z53	7.00	.55	7.55
Generator: 42 amp (Delcotron)	K79	20.00	1.55	21.55
52 amp (Delcotron)	K82	28.00	2.15	30.15
62 amp (Delcotron)	K81	83.00	6.35	89.35
Glass, Laminated: Side door windows	A09	5.00	.40	5.40
Glass, Soft Ray: Windshield only	A11	12.00	.95	12.95
All windows	A11	14.00	1.10	15.10
Governor: For 230 engine	K37	10.00	.80	10.80
For 292 engine	K37	10.00	.80	10.80
For 283 V8 (2400-3600 rpm)	K37	16.00	1.25	17.25
For 283 V8 (3000-3800 rpm)	K37	20.00	1.55	21.55
Heater & Defroster: De Luxe; outside air	C42	63.50	4.85	68.35
Recirculating; inside air	C43	44.50	3.40	47.90
Lock: Right door	A97	1.50	.15	1.65
Mirror, Exterior:				
Left; 17¼" swing arm	D32	2.00	.20	2.20
Right; 17¼" swing arm	D32	4.50	.35	4.85
Right; 6¼" fixed arm	D32	4.50	.35	4.85
Paint Exterior:				
Solid color		N.C.	N.C.	N.C.
2-tone (Chassis-Cabs, Pickups)		15.00	1.15	16.15
Platform Body: 8-ft for C2503	E57	140.00	10.65	150.65
Radiator: HD	V01	20.00	1.55	21.55
Radio: Manual control	U60	44.50	3.40	47.90
Seat, Full-Depth Foam	Z52	20.00	1.55	21.55
Shock Absorbers: Heavy-duty rear	FS1	8.00	.65	8.65
Front (HD rear shocks required)	FS1	7.00	.55	7.55
Springs, Front: Coil; cap 1500 lb ea	F60	3.00	.25	3.25
Springs, Rear: Coil; cap 3000 lb each	G50	6.00	.50	6.50
Tachometer: V8 engine only	U16	45.00	3.45	48.45
Tank, Fuel: Capacity 21 gallons	N01	7.50	.60	8.10
Transmissions: Powerglide	M35	175.00	13.30	188.30
HD synchromesh (3-speed)	M16	85.00	6.50	91.50
HD synchromesh (4-speed)	M20	90.00	6.85	96.85
Window, Full-View Rear: (Cabs)	A10	40.00	3.05	43.05
Windshield Wipers: Electric; 2-speed; includes windshield washer	C14	15.00	1.15	16.15

♦ Popular Chevrolet installed options. See latest Chevrolet Price Bulletin or Truck Data Book for complete list of optional equipment. ♦ State and local taxes not included.