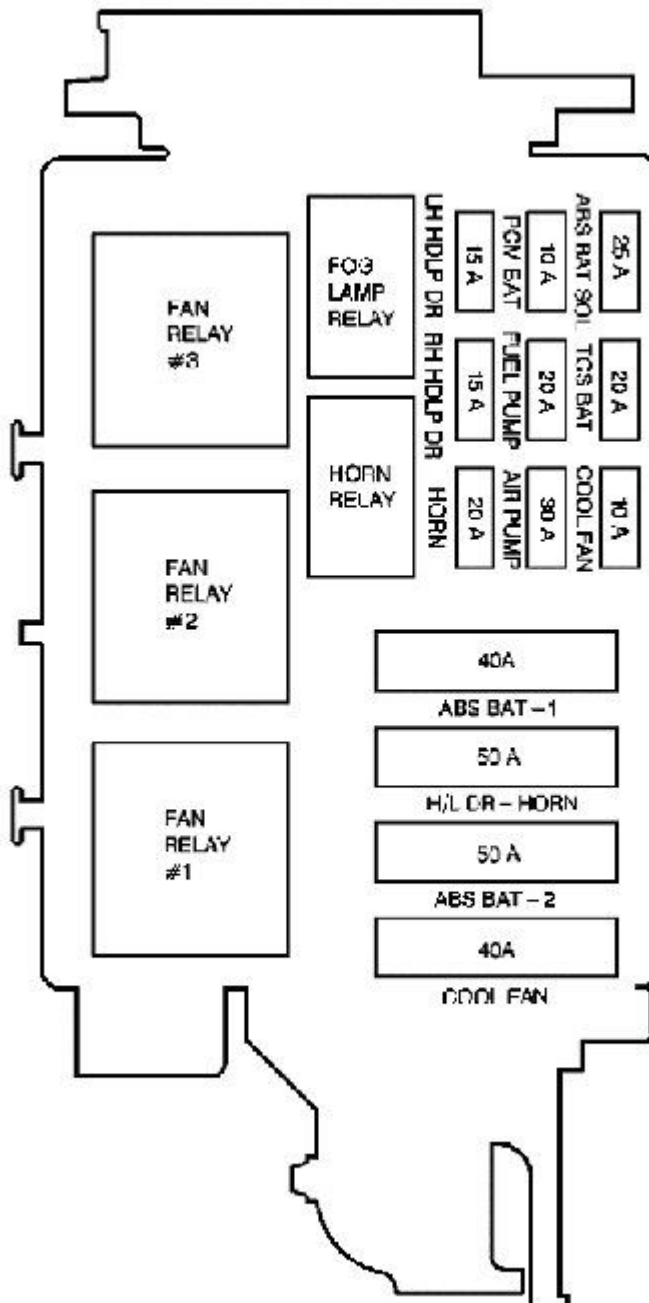
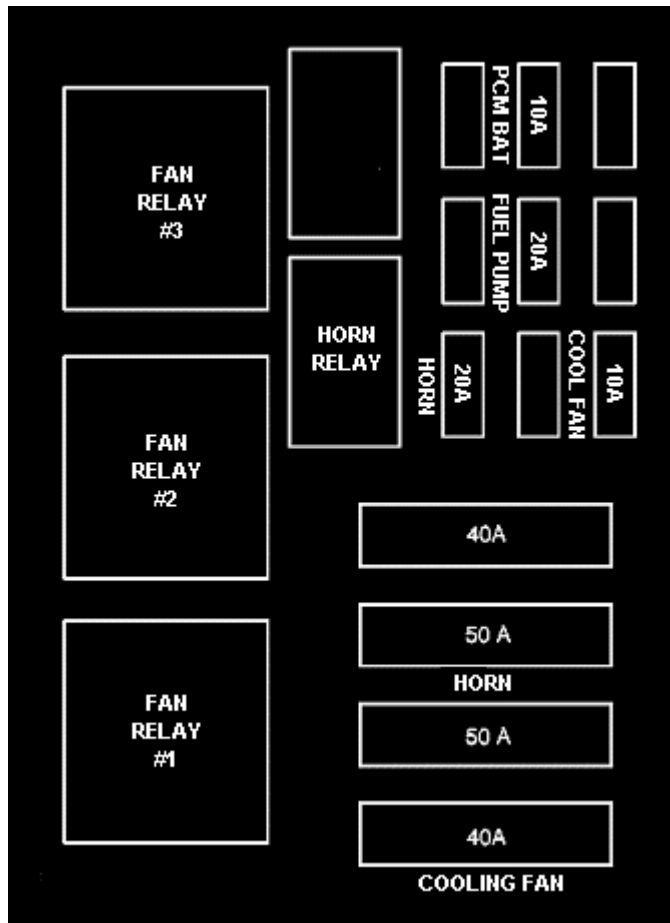


# Chassis Electrical Centers Views

## Engine Wiring Harness Junction Block 1





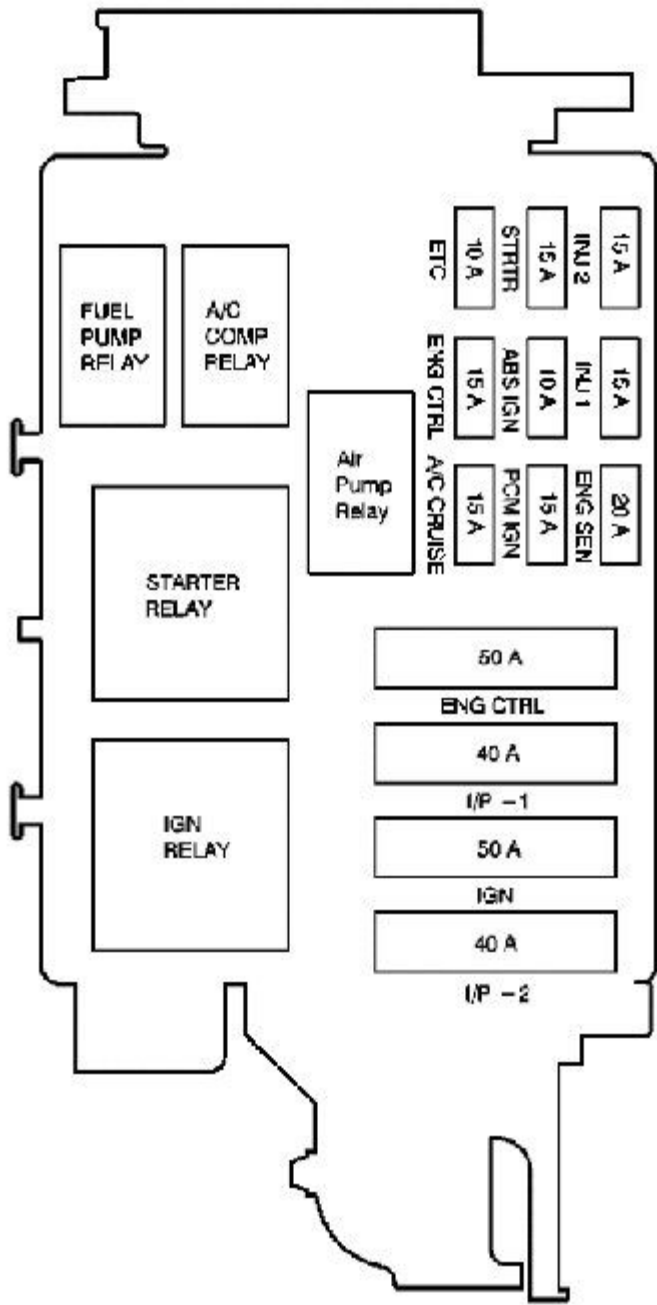
#### Engine Wiring Harness Junction Block 1 MaxiFuse Application

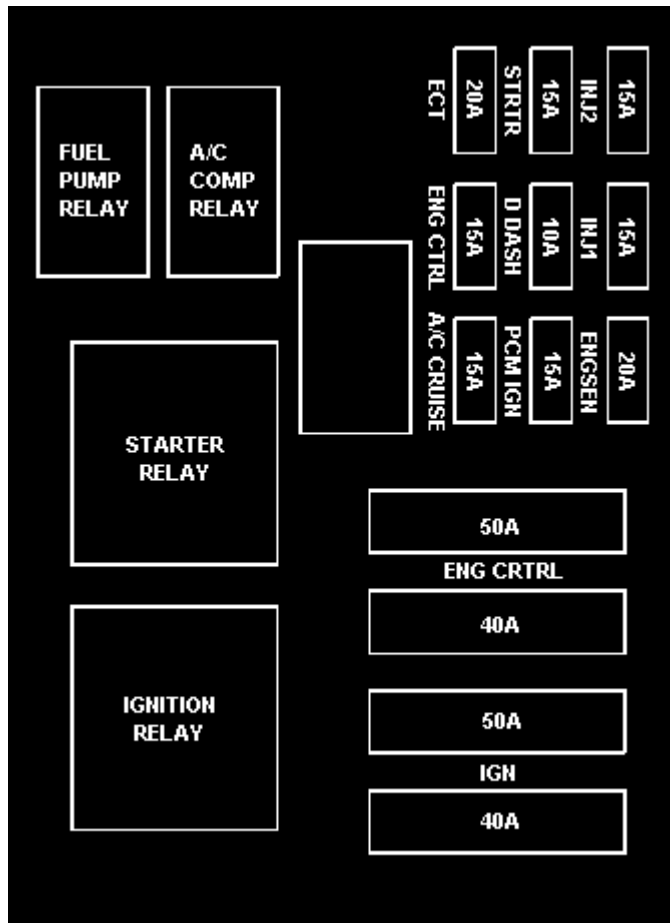
Fuse	Rating	Description
ABS BAT 1	40A	OPEN
ABS BAT 2	50A	TCS BAT MiniFuse
COOL FAN	40A	COOL FAN relay 1 COOL FAN relay 2 COOL FAN relay 3 COOL FAN MiniFuse
H/L DOOR-HORN	50A	HORN MiniFuse LH HDLP DR MiniFuse RH HDLP DR MiniFuse

#### Engine Wiring Harness Junction Block 1 MiniFuse Application

Fuse	Rating	Description
ABS BAT SOL	25A	OPEN
AIR PUMP	30A	OPEN
COOL FAN	10A	COOL FAN relay 1 COOL FAN relay 2 COOL FAN relay 3
FUEL PUMP	20A	Fuel pump relay
HORN	20A	Horn relay
LH HDLP DR	15A	OPEN
PCM BAT	10A	Powertrain control module (PCM)
RH HDLP DR	15A	OPEN
TCS BAT	20A	OPEN

#### Engine Wiring Harness Junction Block 2





Engine Wiring Harness Junction Block 2 MaxiFuse Application Table

Fuse	Rating	Description
ENG CTRL	50A	FUEL PUMP MiniFuse PCM BAT MiniFuse
IGN	50A	Ignition Relay, Ignition Switch, Starter Relay
IP-1	40A	OPEN
IP-2	40A	OPEN

Engine Wiring Harness Junction Block 2 MiniFuse Application Table

Fuse	Rating	Description
D DASH	10A	Dakota Digital Dash
ETC	20A	Throttle Actuator Control (TAC) Module
A/C CRUISE	15A	A/C Compressor Relay, Cruise Control Release (Brake) Switch
ENG CTRL	15A	Automatic Transmission, Data Link Connector (DLC)
ENG SEN	20A	Heated Oxygen Sensors (HO2S), Mass Air Flow (MAF) Sensor
INJ 1	15A	Bank 1 Fuel Injectors, Ignition Coils/Modules
INJ 2	15A	Bank 2 Fuel Injectors, Ignition Coils/Modules
PCM IGN	15A	Powertrain control module (PCM)
STRTR	15A	Park/Neutral Position Switch