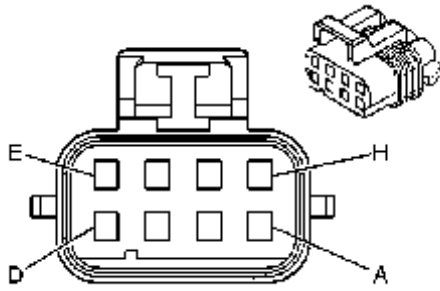
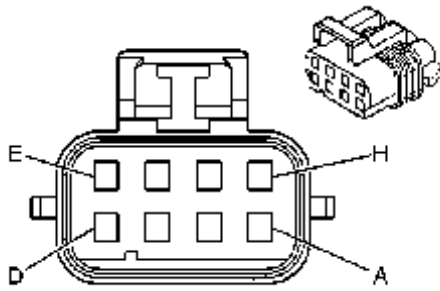


### Ignition Coils (1,3,5,7 Cylinders)



Connector Part Information			12047938 8-Way F Metri-Pack 150 Series (GY)	
Position	Wire Color	Pin	Circuit No.	Function
A	BK		550	Ground
B	RD		2127	IC 7 Control
C	GR		2125	IC 5 Control
D	--		--	Not Used
E	BR		2129	Low Reference
F	BL		2123	IC 3 Control
G	PU		2121	IC 1 Control
H	PK		1039	Ignition 1 Voltage

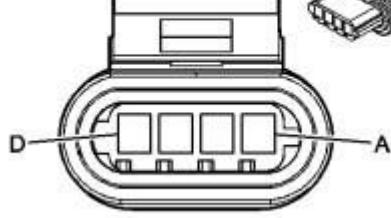
### Ignition Coils (2,4,6,8 Cylinders)



Connector Part Information			12047938 8-Way F Metri-Pack 150 Series (GY)	
Position	Wire Color	Pin	Circuit No.	Function
A	BLK		550	Ground
B	RD/WH		2122	IC 8 Control
C	GR/WH		2124	IC 4 Control
D	--		--	Not Used
E	BR/WH		2130	Low Reference
F	BL/WH		2126	IC 6 Control
G	PU/WH		2128	IC 2 Control
H	PK		1239	Ignition 1 Voltage

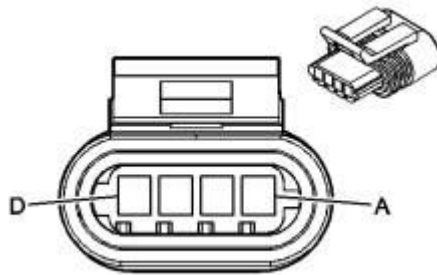
### Ignition Coil 1





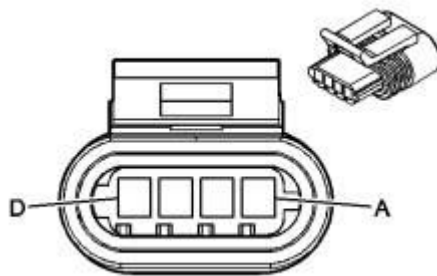
<b>Connector Part Information</b>		<b>15413116 4-Way F GT 150 Series, Sealed (BK)</b>		
Position	Wire Color	Pin	Circuit No.	Function
A	BK		151	Ground
B	BN		2129	Low Reference
C	PU		2121	IC 1 Control
D	RD	FUSE INJ1	39	Ignition 1 Voltage

### Ignition Coil 2



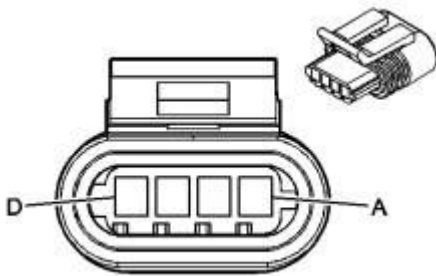
<b>Connector Part Information</b>		<b>15413116 4-Way F GT 150 Series, Sealed (BK)</b>		
Position	Wire Color	Pin	Circuit No.	Function
A	BK		151	Ground
B	BN		2129	Low Reference
C	RD		2127	IC 2 Control
D	RD	FUSE INJ2	39	Ignition 1 Voltage

### Ignition Coil 3



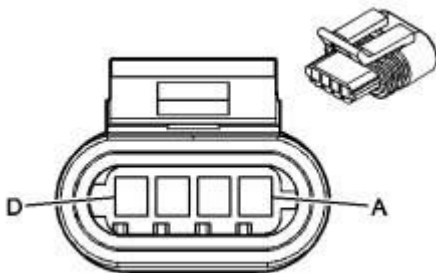
<b>Connector Part Information</b>		<b>15413116 4-Way F GT 150 Series, Sealed (BK)</b>		
Position	Wire Color	Pin	Circuit No.	Function
A	BK		151	Ground
B	BN		2129	Low Reference
C	L-BU		2123	IC 3 Control
D	RD	FUSE INJ3	39	Ignition 1 Voltage

## Ignition Coil 4



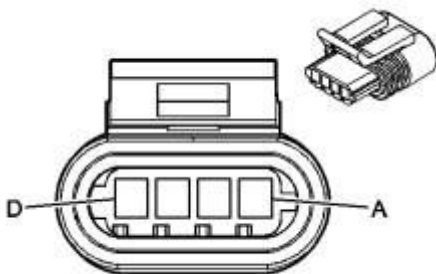
Connector Part Information			15413116 4-Way F GT 150 Series, Sealed (BK)	
Position	Wire Color	Pin	Circuit No.	Function
A	BK		151	Ground
B	BN		2129	Low Reference
C	D-GN		2125	IC 4 Control
D	RD	FUSE INJ2	39	Ignition 1 Voltage

## Ignition Coil 5



Connector Part Information			15413116 4-Way F GT 150 Series, Sealed (BK)	
Position	Wire Color	Pin	Circuit No.	Function
A	BK		151	Ground
B	BN		2129	Low Reference
C	D-GN		2125	IC 5 Control
D	RD	FUSE INJ1	39	Ignition 1 Voltage

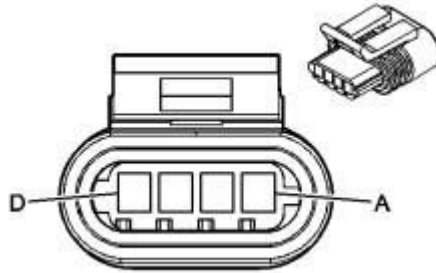
## Ignition Coil 6



Connector Part Information			15413116 4-Way F GT 150 Series, Sealed (BK)	
Position	Wire Color	Pin	Circuit No.	Function
A	BK		151	Ground
B	BN		2129	Low Reference
C	D-GN		2125	IC 6 Control
D	RD	FUSE INJ1	39	Ignition 1 Voltage

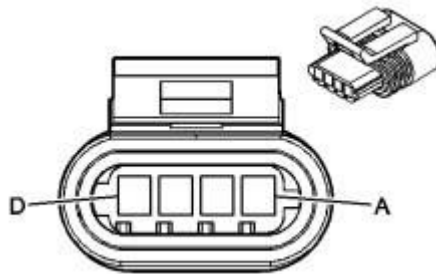
Position	Wire Color	Pin	Circuit No.	Function
A	BK		151	Ground
B	BN		2129	Low Reference
C	L-BU		2123	IC 6 Control
D	RD	FUSE INJ2	39	Ignition 1 Voltage

### Ignition Coil 7



Connector Part Information		15413116 4-Way F GT 150 Series, Sealed (BK)		
Position	Wire Color	Pin	Circuit No.	Function
A	BK		151	Ground
B	BN		2129	Low Reference
C	RD		2127	IC 7 Control
D	RD	FUSE INJ1	39	Ignition 1 Voltage

### Ignition Coil 8



Connector Part Information		15413116 4-Way F GT 150 Series, Sealed (BK)		
Position	Wire Color	Pin	Circuit No.	Function
A	BK		151	Ground
B	BN		2129	Low Reference
C	PU		2121	IC 8 Control
D	RD	FUSE INJ2	39	Ignition 1 Voltage