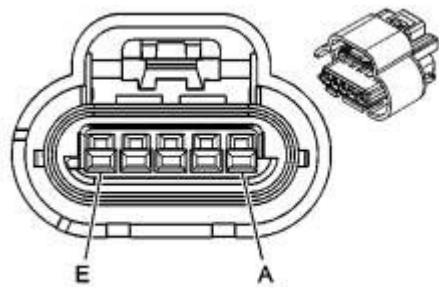
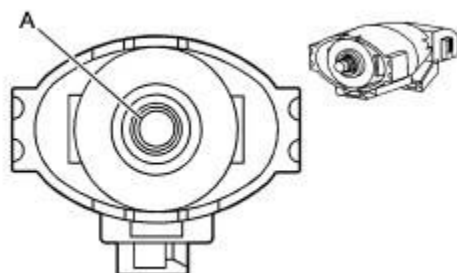


# Intake Air Temperature (IAT)/Mass Airflow (MAF) Sensor



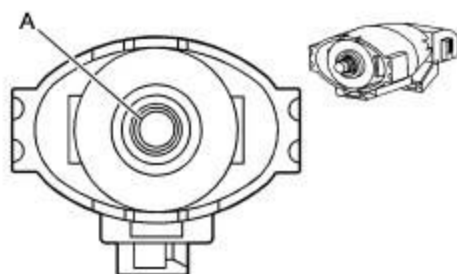
Connector Part Information			1530555 5-Way F Metri-Pack 150 Series (BK)	
Position	Wire Color	Pin	Circuit No.	Function
A	BK	G57	2760	Low Reference
B	BR	G25	472	IAT Sensor Signal
C	BK	GND	450	Ground
D	RD	FUSED ENGSEN	239	Ignition 1 Voltage
E	YE	G31	492	MAF Sensor Signal

## Knock Sensor (KS) 1 Left



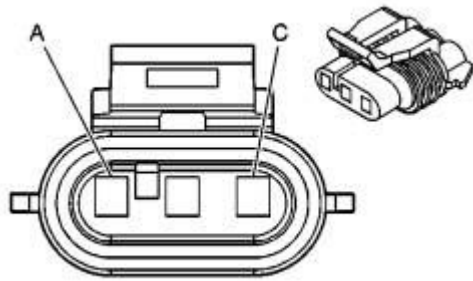
Connector Part Information			12103023 1-Way M TWR Series (GY)	
Position	Wire Color	Pin	Circuit No.	Function
A	BU	B51	496	Knock Sensor 1 Signal

## Knock Sensor (KS) 1 Left



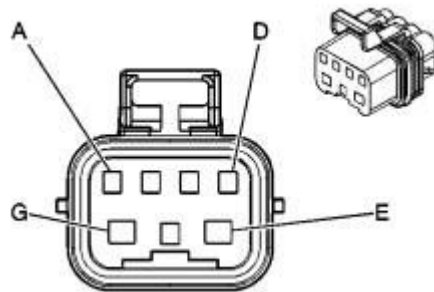
Connector Part Information			12103023 1-Way M TWR Series (GY)	
Position	Wire Color	Pin	Circuit No.	Function
A	BU	B11	1876	Knock Sensor 2 Signal

## Manifold Absolute Pressure (MAP) Sensor



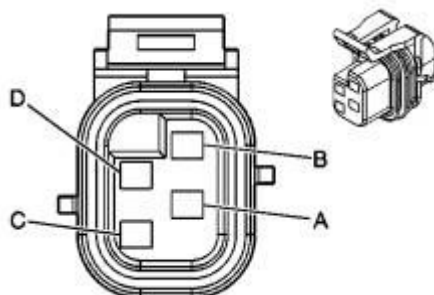
<b>Connector Part Information</b>			<b>12129946</b> <b>3-Way F Metri-Pack 150 Series Sealed (GY)</b>	
Position	Wire Color	Pin	Circuit No.	Function
A	BK	B54	469	Low Reference
B	GN	G32	432	MAP Sensor Signal
C	GY	B48	2704	5-Volt Reference

### Park/Neutral Position Switch



<b>Connector Part Information</b>			<b>12129840</b> <b>7-Way Female M/P Mixed (GY)</b>	
Position	Wire Color	Pin	Circuit No.	Function
A	--		--	Not Used
B	--		--	Not Used
C	--		--	Not Used
D			150	Ground
E	GR	IGN RELAY	275	Park Signal
F	--		--	Not Used
G	YE	START RELAY	1737	Park/Neutral Signal

### Range Position Switch



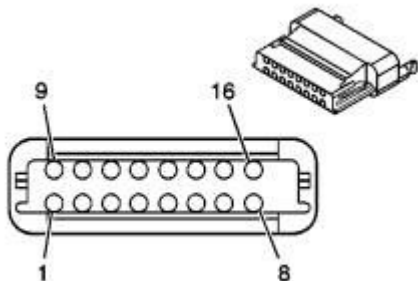
<b>Connector Part Information</b>			<b>12191757</b>	
-----------------------------------	--	--	-----------------	--

Connector Part Information

4-Way Female M/P 150 (NAT)

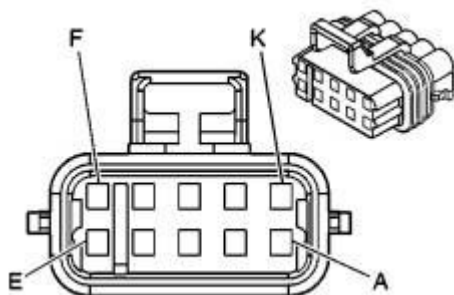
Position	Wire Color	Pin	Circuit No.	Function
A	BK	B32	771	Transmission Position Signal A
B	GY	G62	773	Transmission Position Signal C
C	WH	B34	776	Transmission Position Signal P
D	YE	B72	772	Transmission Position Signal B

Throttle Actuator Control (TAC) Module C1



Connector Part Information			12191065 16-Way F Micro-Pack 100 Series (BK)	
Position	Wire Color	Pin	Circuit No.	Function
1	GN	TB-G	485	TP Sensor 1 Signal
2	GY	TB-H	416	5-Volt Reference
3	BK	TB-D	452	Low Reference
4	--		84	Cruise Set/Coast Switch
5	--		87	Cruise Resume/Accel Switch
6	--		1320	Stop Lamp Supply Voltage
7	RD	FUSED ETC BAT	839	Ignition 1 Voltage
8	BN	TB-C	582	TAC Motor Control 2
9	BL	TB-E	1688	5-Volt Reference
10	BK	TB-B	1704	Low Reference
11	PU	TB-F	486	TP Sensor 2 Signal
12	OR	BLUE-14	1061	UART Serial Data
13	WH	BLUE-15	774	UART Serial Data
14	--		397	Cruise On/Off Switch
15	BK	GND	450	Ground
16	YE	TB-A	581	TAC Motor Control 1

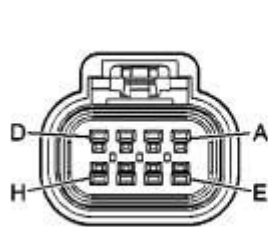
Throttle Actuator Control (TAC) Module C2



Connector Part Information			12177081 10-Way F 150 Series Sealed (BK)	
Position	Wire Color	Pin	Circuit	Function

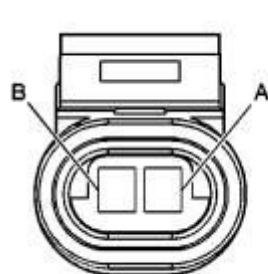
Position	Wire Color	Pin	Circuit No.	Function
A	GY	APP-A	1273	5-Volt Reference
B	PU	APP-B	1272	5-Volt Reference
C	BU	APP-C	1162	APP Sensor 2 Signal
D	BR	APP-D	1274	Low Reference
E	GR	APP-J	1274	Low Reference
F	BU	APP-F	1161	APP Sensor 1 Signal
G	WH	APP-G	1164	5-Volt Reference
H	--		--	Not Used
J	BR	APP-E	1271	Low Reference
K	--		--	Not Used

### Throttle Body Force Motor



Connector Part Information			15326835 8-Way F GT 150 Sealed 4.0 (BK)	
Position	Wire Color	Pin	Circuit No.	Function
A	YE	TAC 1-16	581	TAC Motor Control 1
B	BL	TAC 1-10	1704	Low Reference
C	BN	TAC 1-8	582	TAC Motor Control 2
D	BK	TAC 1-3	452	Low Reference
E	BL	TAC 1-9	1688	5-Volt Reference
F	PU	TAC 1-11	486	TP Sensor 2 Signal
G	GR	TAC 1-1	485	TP Sensor 1 Signal
H	GY	TAC 1-2	416	5-Volt Reference

### Vehicle Speed Sensor Assembly Connector (VSS)



Connector Part Information			12162194 2F Metri-Pack 150.2 P2S (BLK)	
Pin	Wire Color	Pin	Circuit No.	Function
A	PU	G21	821	VSS High Signal
B	YE	G20	822	VSS Low Signal

